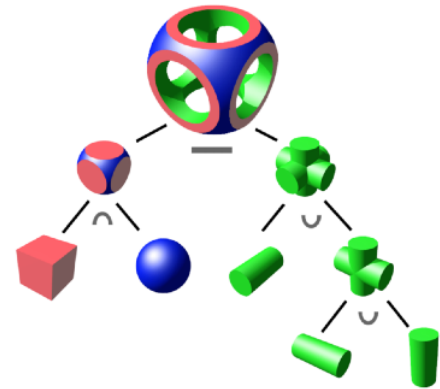



Transforming Shapes - Decomposition and Algorithms

This diagram is known as a CSG tree because it illustrates how primitive geometric shapes are combined to form a more complicated design:

```
difference(){
  intersection(){
    cube([10, 10, 10], center=true);
    sphere(d=13);
  }
  union(){
    cylinder(h=12, r=3, center=true);
    rotate([0,90,0]) cylinder(h=12, r=3, center=true);
    rotate([90,0,0]) cylinder(h=12, r=3, center=true);
  }
}
```



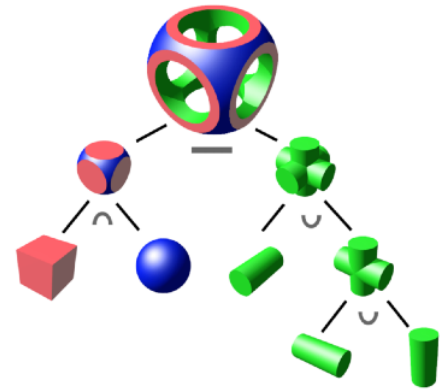
Draw a CSG tree for this design. Then, write OpenSCAD code to create the design.



Transforming Shapes - Decomposition and Algorithms

This diagram is known as a CSG tree because it illustrates how primitive geometric shapes are combined to form a more complicated design:

```
difference(){
  intersection(){
    cube([10, 10, 10], center=true);
    sphere(d=13);
  }
  union(){
    cylinder(h=12, r=3, center=true);
    rotate([0,90,0]) cylinder(h=12, r=3, center=true);
    rotate([90,0,0]) cylinder(h=12, r=3, center=true);
  }
}
```



Draw a CSG tree for this design. Then, write OpenSCAD code to create the design.

